

Mazda3




mazda



zoom-zoom

IMAGINATION DRIVES US



Imagination is the world's most valuable resource. It's our window to the future, because if we can imagine it, we can create it. Mazda is built on a foundation of imagination and ingenuity. It's the fuel behind all we create and achieve. It has given us SKYACTIV TECHNOLOGY, 'KODO – Soul of Motion' design and countless successes that once existed only in someone's imagination. These pages show how imagination is an integral part of our innovative cars.

CONTENTS

04	INTRODUCTION
06	EXTERIOR
08	INTERIOR
10	PERFORMANCE
12	SKYACTIV
14	CONNECTIVITY
16	FEATURED INNOVATION
18	SAFETY
20	i-ACTIVSENSE
24	MODELS
36	SPECIFICATIONS
42	CONFIDENCE
43	COLOUR & TRIM





THE CAR OF CHOICE

When you choose Mazda3 you're choosing a car that gets everything right. Superbly refined, it features sophisticated styling and sports performance while achieving impressive fuel economy thanks to SKYACTIV TECHNOLOGY. It also delivers impressive levels of connectivity along with the advanced safety of i-ACTIVSENSE.



SP25 Astina Sedan in Soul Red Crystal Metallic.

MOVES YOU FROM THE FIRST LOOK

Innovative technology, exciting performance and stunning looks all come together for a thrilling ride. The dynamic style of Mazda3 is the result of 'KODO – Soul of Motion' design. KODO captures the moment energy becomes motion. It's the powerful grace of an animal pouncing, or a human leaping into action. The bold curves meet proudly at the front, where sleek headlamps enhance its sophisticated presence.



6 SP25 Astina Hatch in Soul Red Crystal Metallic.



魂動

KODO : SOUL of MOTION



SP25 Astina in Pure white leather.*



8 SP25 Astina in black leather.*



DESIGNED AROUND THE DRIVER

Mazda3 uses intuitive technology that puts you naturally in control. A large central screen puts system information at eye level, while select functions respond to voice. You also experience seamlessly integrated web-based connectivity and the advanced infotainment of MZD Connect, which puts your online world at your fingertips.

The elegant cabin is precisely crafted around the driver. The stylish instrument panel and thoughtfully positioned controls keep you focused on enjoying the drive. Concentration is enhanced by the Active Driving Display in selected models, which projects key data in full colour into your line of sight.

Leather interior includes some Maztex material on selected high impact surfaces.

CHOOSE MORE RESPONSIVE POWER

Mazda3 unleashes sporting agility delivered with a smooth ride and assured handling. SKYACTIV-G petrol engines are quick to respond, with refined power coming from 2.0 or 2.5 litres. Fuel economy only adds to the appeal.

Whether automatic or manual, transmissions shift gears with polished precision. Your progress is always quiet and efficient, thanks to a sleek body that effortlessly cuts through the air.



BETTER PERFORMANCE, GREATER FUEL ECONOMY

Mazda3 takes driving enjoyment to a whole new level. It dials up sports performance, yet also achieves impressive fuel economy.* This is possible because it boasts the full suite of SKYACTIV TECHNOLOGY – breakthrough innovations that completely re-engineer every vehicle aspect to heighten performance and unleash greater efficiency.

Mazda3 also features G-Vectoring Control, the first innovation from the SKYACTIV-VEHICLE DYNAMICS series of technologies. Clever features like i-stop save you even more fuel by turning off the engine when you come to a halt, restarting the instant you want to move.

*Fuel consumption figures are based on ADR 81/02 test results. They are useful in comparing the fuel consumption of different vehicles. They may not be the fuel consumption achieved in practice. This will depend on traffic and road conditions and how the vehicle is driven.



SKYACTIV-G 2.0L PETROL ENGINE

Precise multi-hole direct injection minimises fuel use, while a unique piston design enhances combustion – boosting power and lowering emissions. The 2.0 litre 4-cylinder engine produces 114kW of power and 200Nm of torque using as little as 5.7 litres of fuel every 100km*.



SKYACTIV-G 2.5L PETROL ENGINE

A fundamental redesign of the internal combustion engine lifts performance, while cutting fuel consumption. Reduced friction unlocks extra power, while a 4-2-1 exhaust layout improves efficiency. The punchy 2.5 litre gives 138kW and 250Nm, with consumption as low as 6.0 litres per 100km*.



SKYACTIV-MT MANUAL TRANSMISSION

The manual transmission gives you the wrist-flicking shift feel of a sports car, like our iconic Mazda MX-5. It's thanks to simplified internal design, plus a finely-honed shift mechanism. The 6-speed SKYACTIV-MT is much more compact and also much lighter than comparable transmissions. Match this with a significant reduction in friction and fuel economy is much improved.



SKYACTIV-DRIVE AUTOMATIC TRANSMISSION

We've combined the best aspects of conventional automatic, continuously variable and dual clutch transmissions. So you get maximum driving fun and high efficiency. The transmission couples directly with the engine over a far wider range than other automatics. This delivers a significant increase in fuel economy and a more direct, manual transmission-like power delivery and feel. Shifts are smooth, quick and accurate across the 6 speeds.



SKYACTIV-BODY

New-generation design and materials achieve amazing lightness and rigidity. Key joints are strengthened by advanced techniques requiring no heavy reinforcement. The use of high and ultra-high tensile steel cuts weight, bolsters rigidity and aids safety. We've worked tirelessly to save every gram. Despite being light, Mazda3 disperses crash energy in multiple directions to achieve world-class collision performance.



SKYACTIV-CHASSIS

For nimble handling and refinement, the lightweight front strut and rear multi-link suspension uses totally revised geometry and firmer bushings. Innovative welding of the front and rear cross members achieves impressive stiffness with low weight. Fuel-saving electric power-assisted steering features a high ratio for quick handling, yet delivers great stability at all speeds.

STAY CONNECTED. STAY FOCUSED

A responsive drive isn't the only reason you feel so in sync with Mazda3. Just hook up a compatible smartphone and MZD Connect brings you web content including music, audiobooks, podcasts, Facebook, Twitter and more. You can even have emails and texts read aloud. It's all integrated through a central touch screen positioned to help your eyes stay focused ahead. Selection is driven by a multi-function commander that you interact with intuitively, without having to look away from the road.† Adding to the effortless control is voice-command menu-switching between functions.

† Driver-assistance features do not replace the driver's judgment and are not to be used in place of skilled and safe driving practices. It is the driver's sole responsibility to monitor vehicle surroundings and conditions and comply with all applicable laws at all times.



SEE THE ADVANTAGE

The cockpit's thoughtful layout and intuitive technology help you stay focused on the road.† A large 7-inch screen gives access to everything from vehicle systems and navigation to online content. Navigation standard on Maxx Sport and above.



IT'S EASY

The multi-function commander allows swift, easy navigation of features.






CLEVER THINKING PUTS YOU AHEAD

In Mazda3, you're surrounded by clever ideas giving you a driving edge. In SP25 GT and up, Active Driving Display helps you keep your attention on the road†. A clear screen located above the instrument pod projects vehicle speed, turn-by-turn navigation cues and even emergency warnings into your line of sight.

The instrument cluster also allows you to focus on what's important. A sporty central tachometer is flanked by digital read-outs incorporating speedometer, shift indicator, trip data, vehicle information and more.

† Driver-assistance features do not replace the driver's judgment and are not to be used in place of skilled and safe driving practices. It is the driver's sole responsibility to monitor vehicle surroundings and conditions and comply with all applicable laws at all times.



HIGH NOTE

Bose® digital audio elevates your music. 231 watts of power performs through 9 speakers from SP25 GT up.



POWER & PLAYBACK

Play music from players or storage devices and charge compatible devices. Auxiliary audio input also featured.

CONFIDENCE-INSPIRING SAFETY

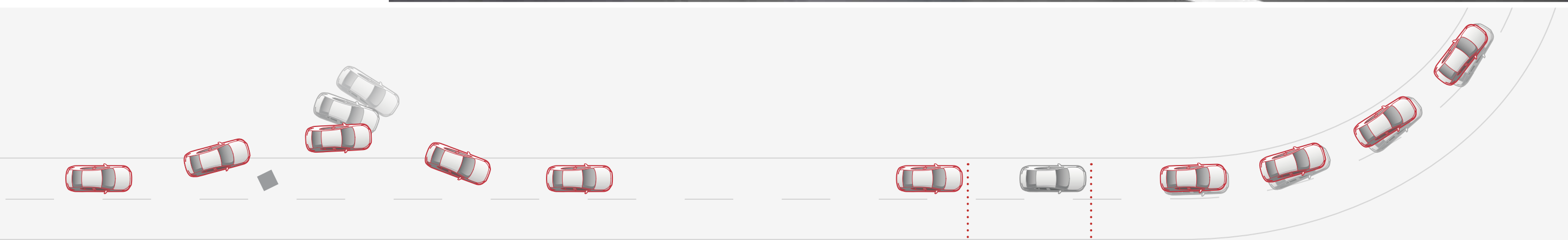
Aside from agile responses helping you stay clear of trouble, Mazda3 comes with a suite of safety features that are primed for anything! Its light weight delivers sporty performance, yet its body is immensely strong. Multiple load paths divert crash energy from the occupant cell, helping achieve world-class collision safety. Six SRS airbags are integrated, including front, side (front) and curtain (front and rear).

The latest in safety is there for you. Dynamic Stability Control (DSC) with integrated Traction Control System (TCS) is standard. The stopping power of four big disc brakes incorporates ABS and Electronic Brake-force Distribution (EBD), which optimises braking force according to the vehicle's load. Emergency Brake Assist (EBA) recognises urgent braking, maximising braking force right when you need it. Feel confident after braking on an incline, with Hill Launch Assist (HLA) giving you a smooth start on re-acceleration. The Emergency Stop Signal (ESS) bolsters safety by flashing the hazard lights to warn drivers behind. Mazda3 also gives you high security. Remote-control locking and an engine immobiliser are standard.

† Driver-assistance features do not replace the driver's judgment and are not to be used in place of skilled and safe driving practices. It is the driver's sole responsibility to monitor vehicle surroundings and conditions and comply with all applicable laws at all times.



SP25 Astina Sedan in Machine Grey Metallic.



READY TO HELP

If you ever need to react to a hazard, Mazda3 is ready. DSC acts instantly, braking the inner rear wheel to counter understeer (or outer front wheel to combat oversteer). The TCS also reduces torque to the driven wheels to minimise slip. With control maintained, the vehicle can be steered around the hazard.

STOPPING POWER

Stopping distance with EBA, ABS and EBD.

Stopping distance with no assistance.

G-VECTORING CONTROL (GVC)

By finely controlling engine torque based on the steering and accelerator inputs of the driver, G-Vectoring Control improves both handling for the driver and ride quality for the passengers around corners.

i-ACTIVSENSE EXTRA SENSES LOOKING OUT FOR YOU

Mazda3 integrates the very latest in confidence-inspiring safety so you feel in control on every drive. Advanced i-ACTIVSENSE technology takes peace of mind to the highest level, with SCBS-F standard across the range and SCBS-R, BSM and RCTA standard on Maxx Sport and above. These intelligent systems are designed to help you recognise potential hazards, avoid collisions and minimise the severity of accidents when they're unavoidable. Employing radar and cameras, it's like having extra senses looking out for you†

† i-ACTIVSENSE and other safety technologies are driver assist technologies only and should not be used in place of skilled and safe driving practices. It is the driver's sole responsibility to monitor vehicle surroundings and conditions and comply with all applicable laws at all times.



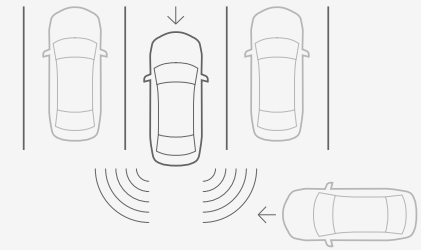
BLIND SPOT MONITORING (BSM)

By scanning external mirrors' blind spots, radars detect any unseen vehicles to help you avoid making hazardous lane changes. An LED icon on the relevant mirror is accompanied by beeping alerts. Standard on Maxx Sport and above.



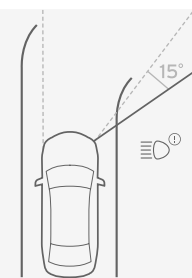
SMART CITY BRAKE SUPPORT (SCBS)

Helps prevent, or lessen, low-speed impacts. Now with pedestrian detection, SCBS monitors the vehicle in front to assess the possibility of a collision at forward speeds of 4-80km/h. If the system detects a high risk of impact, it issues visual and audible warnings and primes the brakes for faster response should the driver brake. If the driver does not brake, the brakes are applied automatically. SCBS also works in reverse at speeds of 2-8km/h. SCBS-Forward standard across the range, SCBS-Reverse standard on Maxx Sport and above.



REAR CROSS TRAFFIC ALERT (RCTA)

RCTA assists you when you're reversing from a parking space, warning if a car is approaching from either side of your vehicle. The LED icon on both mirrors is accompanied by a beeping alert. Standard on Maxx Sport and above.




ADAPTIVE FRONT-LIGHTING SYSTEM (AFS)

The powerful LED headlamps swivel up to 15 degrees in the direction you're steering, revealing more of the corner. Standard on SP25 GT.



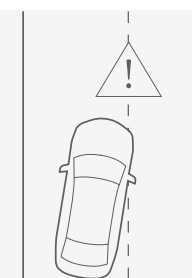
TRAFFIC SIGN RECOGNITION (TSR)

The Traffic Sign Recognition System recognises Stop, No Entry and speed limit signs using the forward-sensing camera while driving. The detected speed limit is shown on the Active Driving Display. If the driver exceeds the speed limit, the traffic sign indication on the display flashes 3 times and a warning sound alerts the driver. The system provides constant safe driving support by preventing the driver from overlooking important traffic signage. Standard on SP25 GT and SP25 Astina.



MAZDA RADAR CRUISE CONTROL (MRCC)

Mazda Radar Cruise Control (MRCC) reduces the stress of negotiating heavy traffic by automatically adjusting vehicle speed to maintain a safe distance from the car ahead. Distance Recognition Support System (DRSS) visually displays the distance to the car ahead for added driver awareness. Standard on SP25 Astina.



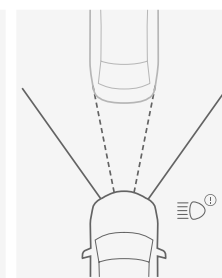
LANE DEPARTURE WARNING (LDW)/LANE-KEEP ASSIST SYSTEM (LAS)

Using a windscreen-mounted camera to monitor road lane markings, LDW sounds an audible warning if you're about to stray from your lane. LAS will act if it determines the vehicle is going to leave its lane by applying a degree of corrective steering. Standard on SP25 Astina.



FORWARD OBSTRUCTION WARNING (FOW)/SMART BRAKE SUPPORT (SBS)

Operating at 15-160km/h, the system monitors the distance to vehicles in front and their speed. FOW senses if a collision is likely and prompts you to take evasive action via audible and visual alerts. If SBS senses a high risk of impact, it applies initial pressure to the brakes, enabling faster response should you brake. If you take evasive action, SBS deactivates. If no evasive action is taken, the brakes are applied automatically. Standard on SP25 Astina.



ADAPTIVE LED HEADLIGHTS (ALH)

Individual control of several LEDs allows precise adjustment of the lighting pattern. The system automatically broadens visibility at low speeds, shapes the high beam to help avoid dazzling other drivers and raises beam height at highway speeds to extend vision area. Standard on SP25 Astina.





NEO SPORT FEATURES

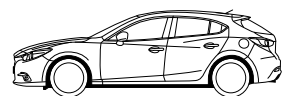
- » 16-inch alloy wheels
- » Headlamps (Halogen)
- » Power mirrors (body coloured, electric folding)
- » Power windows
- » Rear spoiler (hatch only)
- » Wipers (front) 2-speed with variable intermittent function
- » Wiper (rear) with intermittent function (hatch only)
- » Seat trim: Black cloth
- » Seats (front) with: height adjustment (driver) and seat back pocket (passenger)
- » Seats (rear) with: 60/40 split-fold backrest
- » Air-conditioning
- » Cruise control
- » Tilt and telescopic adjustable steering wheel
- » Trip computer
- » Vanity mirrors (front)
- » 7-inch full-colour touch screen display (MZD Connect)
- » Audio system with: 6 speakers
- » DAB+ Digital Radio
- » Multi-function commander control[†]
- » Internet radio integration (Stitcher™ and Aha™)
- » Radio Data System (RDS) program information
- » Auxiliary-audio input jack (3.5mm mini-stereo)
- » Bluetooth® hands-free phone and audio capability[§]
- » Steering wheel-mounted audio controls
- » USB-audio input ports (iPod compatible)
- » Advanced keyless push-button engine start
- » Airbags SRS: front (driver and passenger), side (front) and curtain (front and rear)
- » Anti-lock Braking System (ABS)
- » Emergency Brake Assist (EBA)
- » Electronic Brake-force Distribution (EBD)
- » Dynamic Stability Control (DSC)
- » Emergency Stop Signal (ESS)
- » Hill Launch Assist (HLA)
- » ISOFIX child restraint anchor points and top tethers
- » Reverse camera
- » Parking sensors (rear)
- » Remote central locking (2 transmitters)
- » Traction Control System (TCS)
- » Smart City Brake Support-Forward (SCBS-F)[†]
- » Satellite navigation available as an option[‡]

Neo Sport Hatch in Snowflake White Pearl Mica.

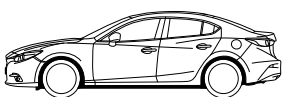
POWERTRAIN

SKYACTIV-G

- » 2.0 litre in-line 4 cylinder 16 valve DOHC S-VT petrol engine with i-stop
- » Max power: 114kW @ 6,000rpm
- » Max torque: 200Nm @ 4,000rpm
- » Fuel consumption (combined): 5.8 (sedan) - 5.9 (hatch) L/100km* (man) or 5.7 (sedan) - 5.8 (hatch) L/100km* (auto)



5-door hatch



4-door sedan

§ Please check the compatibility of your Bluetooth® device (particularly your mobile phone) with the specific Mazda vehicle you intend to purchase as not all devices operate correctly. Visit www.mazda.com.au/Bluetooth or consult your Mazda Dealer for further information.

‡ Sat Nav available as an optional Mazda Genuine Accessory.

† SCBS-F is a driver assist technology only and should not be used in place of skilled and safe driving practices. It is the driver's sole responsibility to monitor vehicle surroundings and conditions and comply with all applicable laws at all times.

* Fuel consumption figures are based on ADR 81/02 test results. They are useful in comparing the fuel consumption of different vehicles. They may not be the fuel consumption achieved in practice. This will depend on traffic and road conditions and how the vehicle is driven.



COMFORT AT EVERY TURN

Integrated air-conditioning and heating controlled by clear, easy-to-use dials.



ALWAYS IN CONTROL

Smart City Brake Support (Forward) helps prevent or lessen low speed collisions by applying the brakes if you don't!



WEB CONTENT COMES ALONG

Through MZD Connect you can access content from internet radio to social media feeds.



COMMAND CENTRE

The easily reached rotary commander lets you flick between menus and functions with minimum distraction!



MAXX SPORT FEATURES

Maxx Sport Hatch in Deep Crystal Blue Mica.

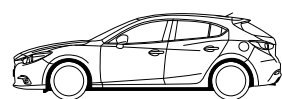
ADDITIONAL TO NEO SPORT

- » Headlamps auto on/off function
- » Fog-lamps (front LED)
- » Wipers (front) 2-speed with rain-sensing function
- » Seats (rear) with: centre fold down armrests
- » Leather-wrapped: gear shift knob, handbrake handle and steering wheel
- » Paddle shift gear control (auto only)
- » Air-conditioning (dual-zone climate control)
- » Electric parking brake
- » Satellite navigation
- » Blind Spot Monitoring (BSM)[†]
- » Rear Cross Traffic Alert (RCTA)[†]
- » Rear-view mirror with auto dimming function
- » Smart City Brake Support Reverse (SCBS-R)[†]

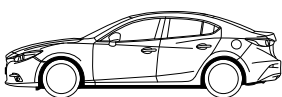
POWERTRAIN

SKYACTIV-G

- » 2.0 litre in-line 4 cylinder 16 valve DOHC S-VT petrol engine with i-stop
- » Max power: 114kW @ 6,000rpm
- » Max torque: 200Nm @ 4,000rpm
- » Fuel consumption (combined): 5.8 (sedan) - 5.9 (hatch) L/100km* (man) or 5.7 (sedan) - 5.8 (hatch) L/100km* (auto)



5-door hatch



4-door sedan

[†] i-ACTIVSENSE, other safety technologies and driver-assistance features do not replace the driver's judgment, and should not be used in place of skilled and safe driving practices. It is the driver's sole responsibility to monitor vehicle surroundings and conditions and comply with all applicable laws at all times.

* Fuel consumption figures are based on ADR 81/02 test results. They are useful in comparing the fuel consumption of different vehicles. They may not be the fuel consumption achieved in practice. This will depend on traffic and road conditions and how the vehicle is driven.



LIGHT THE WAY

Integrated fog-lamps augment style and aid visibility in all conditions.



EXTRA SENSES

Blind Spot Monitoring scans the vehicle's blind spots for approaching vehicles, warning against hazardous lane changes with an LED icon and beeping alerts!



THAT'S BRILLIANT

Automatic headlamps assess ambient light and switch on/off accordingly.



CUSTOM COMFORT

Driver and passenger can individually optimise temperature with dual-zone climate control.



TOURING FEATURES

ADDITIONAL TO MAXX SPORT

- » Seat trim: leather#
- » Seats (front) with:
lumbar adjustment (driver)
- » Overhead sunglass storage box
- » Power mirrors (body coloured,
auto-folding)
- » Vanity mirrors (front) with
illumination
- » Advanced keyless entry

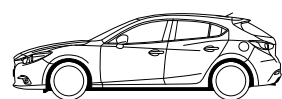
Touring Hatch in Sonic Silver Metallic.

POWERTRAIN

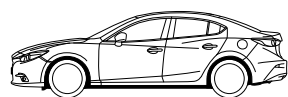
SKYACTIV-G

- » 2.0 litre in-line 4 cylinder 16 valve
DOHC S-VT petrol engine with i-stop
- » Max power: 114kW @ 6,000rpm
- » Max torque: 200Nm @ 4,000rpm

- » Fuel consumption (combined):
5.8 (sedan) - 5.9 (hatch) L/100km* (man) or
5.7 (sedan) - 5.8 (hatch) L/100km* (auto)



5-door hatch



4-door sedan

Leather interior includes some Maztex material on selected high impact surfaces.

* Fuel consumption figures are based on ADR 81/02 test results. They are useful in comparing the fuel consumption of different vehicles. They may not be the fuel consumption achieved in practice. This will depend on traffic and road conditions and how the vehicle is driven.



CONVENIENCE IS KEY

Advanced keyless entry lets you get going without needing to find keys. As long as you're carrying the remote locking unit, you just press the front door button to enter.



INDULGENT INSIDE

Choose luxurious leather# interior in either pure white or black. Contrasting stitching highlights craftsmanship.



AUTO-FOLDING SIDE MIRRORS

Upon locking vehicle, side mirrors fold in automatically to protect from passing traffic.



ELECTRIC PARKING BRAKE

Parking brake can be switched on and off by operating a switch located in the centre console.

Mazda3

SP25



SP25 FEATURES

ADDITIONAL TO MAXX SPORT

- » 18-inch alloy wheels
- » Rear spoiler (sedan)
- » Power mirrors (body coloured, auto-folding)
- » Advanced keyless entry

SP25 Hatch in Eternal Blue Mica.

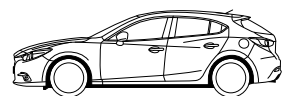


POWERTRAIN

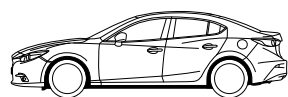
SKYACTIV-G

- » 2.5 litre in-line 4 cylinder 16 valve DOHC S-VT petrol engine with i-stop
- » Max power: 138kW @ 5,700rpm
- » Max torque: 250Nm @ 3,250rpm

- » Fuel consumption (combined): 6.5 L/100km* (man) or 6.0 (sedan) - 6.1 (hatch) L/100km* (auto)



5-door hatch



4-door sedan



ALLOY ATTRACTION

18-inch sports alloy wheels add purpose to SP25's dynamic stance.



FIND YOUR WAY

With the easy to use satellite navigation you'll be directed by advanced lane guidance and a clear layout displayed on the 7-inch colour touch screen.



SPORTING AIR

SP25 Sedan's spirited personality is amplified by a stylish, aerodynamics-enhancing rear spoiler.



ECONOMICAL PERFORMANCE

Unlock power and efficiency with the punchy SKYACTIV-G 2.5 litre petrol engine.

* Fuel consumption figures are based on ADR 81/02 test results. They are useful in comparing the fuel consumption of different vehicles. They may not be the fuel consumption achieved in practice. This will depend on traffic and road conditions and how the vehicle is driven.

Mazda3
SP25 GT



SP25 GT FEATURES

ADDITIONAL TO SP25

- » Daytime running lamps (LED)
- » Headlamps (LED) with Adaptive Front-lighting System (AFS)[†]
- » Power mirrors (heated)
- » Tail-lamps (LED)
- » Seat trim: leather[#]
- » Seats (front) with: 6-way power adjustment (driver), heating function and lumbar adjustment (driver)
- » Active Driving Display
- » Overhead sunglass storage box
- » Vanity mirrors (front) with illumination
- » Premium Bose® 231 watt amplifier and 9 speakers
- » Traffic Sign Recognition (TSR)[†]
- » Driver Attention Alert (DAA)[†]

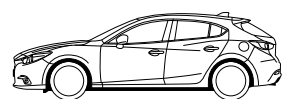
SP25 GT Hatch in Machine Grey Metallic.

POWERTRAIN

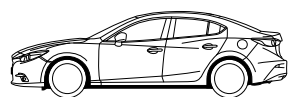
SKYACTIV-G

- » 2.5 litre in-line 4 cylinder 16 valve DOHC S-VT petrol engine with i-stop
- » Max power: 138kW @ 5,700rpm
- » Max torque: 250Nm @ 3,250rpm

- » Fuel consumption (combined): 6.5 L/100km* (man) or 6.0 (sedan) - 6.1 (hatch) L/100km* (auto)



5-door hatch



4-door sedan

[#] Leather interior includes some Maztex material on selected high impact surfaces.

[†] Fuel consumption figures are based on ADR 81/02 test results. They are useful in comparing the fuel consumption of different vehicles. They may not be the fuel consumption achieved in practice. This will depend on traffic and road conditions and how the vehicle is driven.



A FOCUSED DRIVE

All your important driving information projected into your line of sight, including speed limits and other traffic signage.



TRULY ILLUMINATED

Adaptive Front-lighting System (AFS) pivots the powerful LED headlamps up to 15 degrees in the direction you're steering, illuminating more of the corner. Daytime running lamps help other road users see you.



PREMIUM SEATING

Sculpted seats finished in superb Pure white leather[#] are accentuated by contrasting details. Black leather[#] also available.



A-GRADE AUDIO

Premium Bose[®] digital audio teams 231 watts of power with 9 speakers for a stirring musical performance.



SP25 ASTINA FEATURES

ADDITIONAL TO SP25 GT

- » 18-inch alloy wheels (bright finish)
- » Sunroof
- » Seats (front) with: 2-position memory function (driver), 10-way power adjustment (driver)
- » Mazda Radar Cruise Control (MRCC)[†]
- » Forward Obstruction Warning (FOW)[†]
- » Adaptive LED Headlights (ALH)[†]
- » Lane Departure Warning (LDW)[†]
- » Lane-keep Assist System (LAS)[†]
- » Smart Brake Support (SBS)[†]

SP25 Astina Hatch in Soul Red Crystal Metallic.



STRAIGHT & STEADY

Lane-keep Assist System (LAS) monitors road markings and sounds an audible warning if you're about to stray from your lane. If necessary, it also applies a degree of corrective steering![†]



RADAR EQUIPPED

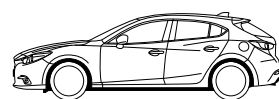
Radar cruise control monitors the car ahead, automatically adjusting your speed to maintain a safe distance![†] System can be switched on and off as needed.

POWERTRAIN

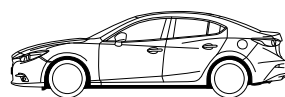
SKYACTIV-G

- » 2.5 litre in-line 4 cylinder 16 valve DOHC S-VT petrol engine with i-stop
- » Max power: 138kW @ 5,700rpm
- » Max torque: 250Nm @ 3,250rpm

- » Fuel consumption (combined): 6.5 L/100km* (man) or 6.0 (sedan) - 6.1 (hatch) L/100km* (auto)



5-door hatch



4-door sedan

[†] i-ACTIVSENSE and other safety technologies are driver assist technologies only and should not be used in place of skilled and safe driving practices. It is the driver's sole responsibility to monitor vehicle surroundings and conditions and comply with all applicable laws at all times.

* Fuel consumption figures are based on ADR 81/02 test results. They are useful in comparing the fuel consumption of different vehicles. They may not be the fuel consumption achieved in practice. This will depend on traffic and road conditions and how the vehicle is driven.



18-INCH ALLOY WHEELS (BRIGHT FINISH)

Enhance street presence with these high-lustre alloys.



FOLLOW THE SUN

Fresh air and sunshine are yours thanks to a power-operated sliding glass sunroof with tilt function.

SPECIFICATIONS

Powertrain		2.0L I4 Petrol	2.5L I4 Petrol
Bore and stroke (mm)		83.5 x 91.2	89.0 x 100.0
Compression ratio		13.0 : 1	13.0 : 1
Emissions standard		Euro stage V	Euro stage V
Engine capacity (cc)		1,998	2,488
Engine type		2.0 litre in-line 4 cylinder 16 valve DOHC S-VT petrol (SKYACTIV-G) with i-stop	2.5 litre in-line 4 cylinder 16 valve DOHC S-VT petrol (SKYACTIV-G) with i-stop
Fuel consumption (l/100km)*:	Manual (combined)	5.8 (sedan), 5.9 (hatch)	6.5
	Auto (combined)	5.7 (sedan), 5.8 (hatch)	6.0 (sedan), 6.1 (hatch)
Fuel system		Electronic direct injection	Electronic direct injection
Fuel tank capacity (litres)		51	51
Gear ratio - Manual / Auto:	1st	3.363 / 3.552	3.700 / 3.552
	2nd	1.947 / 2.022	1.947 / 2.022
	3rd	1.300 / 1.452	1.300 / 1.452
	4th	1.029 / 1.000	1.029 / 1.000
	5th	0.837 / 0.708	0.837 / 0.708
	6th	0.680 / 0.599	0.680 / 0.599
	Reverse	3.385 / 3.893	3.724 / 3.893
	Final drive	4.105 / 3.812	4.105 / 3.812
Maximum power (kW @ rpm)		114 kW @ 6,000 rpm	138 kW @ 5,700 rpm
Maximum torque (Nm @ rpm)		200 Nm @ 4,000 rpm	250 Nm @ 3,250 rpm
Recommended fuel		Unleaded (91RON or higher) or E10	Unleaded (91RON or higher) or E10
Throttle control		Electronic (drive-by-wire)	Electronic (drive-by-wire)
Transmission:	Manual	6-speed SKYACTIV-MT	6-speed SKYACTIV-MT
	Auto	6-speed SKYACTIV-Drive	6-speed SKYACTIV-Drive

Model Availability		Neo Sport	Maxx Sport	Touring	SP25	SP25 GT	SP25 Astina
Hatch:	2.0L I4 Petrol 6-speed Manual	●	●	●	-	-	-
	2.0L I4 Petrol 6-speed Auto	●	●	●	-	-	-
	2.5L I4 Petrol 6-speed Manual	-	-	-	●	●	●
	2.5L I4 Petrol 6-speed Auto	-	-	-	●	●	●
Sedan:	2.0L I4 Petrol 6-speed Manual	●	●	●	-	-	-
	2.0L I4 Petrol 6-speed Auto	●	●	●	-	-	-
	2.5L I4 Petrol 6-speed Manual	-	-	-	●	●	●
	2.5L I4 Petrol 6-speed Auto	-	-	-	●	●	●

Chassis & Powertrain Technologies	Neo Sport	Maxx Sport	Touring	SP25	SP25 GT	SP25 Astina
Automatic transmission drive selection	●	●	●	●	●	●
Automatic transmission kickdown switch	●	●	●	●	●	●
Electric Parking Brake	-	●	●	●	●	●
Electric power assist steering	●	●	●	●	●	●
Hill Launch Assist (HLA)	●	●	●	●	●	●
i-stop	●	●	●	●	●	●
SKYACTIV-BODY	●	●	●	●	●	●
SKYACTIV-CHASSIS	●	●	●	●	●	●
SKYACTIV-VEHICLE DYNAMICS G-Vectoring Control (GVC)	●	●	●	●	●	●
Paddle shift gear control	-	●	●	●	●	●

Chassis		Neo Sport	Maxx Sport	Touring	SP25	SP25 GT	SP25 Astina
Brake diameter (mm):	Front	295	295	295	295	295	295
	Rear	265	265	265	265	265	265
Brake type:	Front	----- Ventilated disc -----					
	Rear	----- Solid disc -----					
Steering type		----- Electric power assist steering -----					
Suspension:	Front	----- MacPherson strut -----					
	Rear	----- Multi-link -----					
Turning circle kerb to kerb (m)		10.6	10.6	10.6	10.6	10.6	10.6
Tyre size		205/60 R16	205/60 R16	205/60 R16	215/45 R18	215/45 R18	215/45 R18
Tyre index		92V	92V	92V	89W	89W	89W
Wheel size		16 x 6.5 J	16 x 6.5 J	16 x 6.5 J	18 x 7.0 J	18 x 7.0 J	18 x 7.0 J
Wheel type		----- Alloy -----					
Tyre size (spare)		----- T125/70 D16 -----					
Wheel type (spare)		----- Temporary (Steel) -----					

Weights and Capacities		Neo Sport	Maxx Sport	Touring	SP25	SP25 GT	SP25 Astina
Hatch	Cargo room volume VDA (litres)	308	308	308	308	308	308
	Kerb weight (kg):	Manual	1,262	1,280	1,280	1,302	1,302
	Auto	1,296	1,308	1,308	1,328	1,328	1,341
Towing capacity* (kg):	Braked	1,200	1,200	1,200	1,200	1,200	1,200
	Unbraked	600	600	600	600	600	600
Tow-ball download maximum (kg)		75	75	75	75	75	75

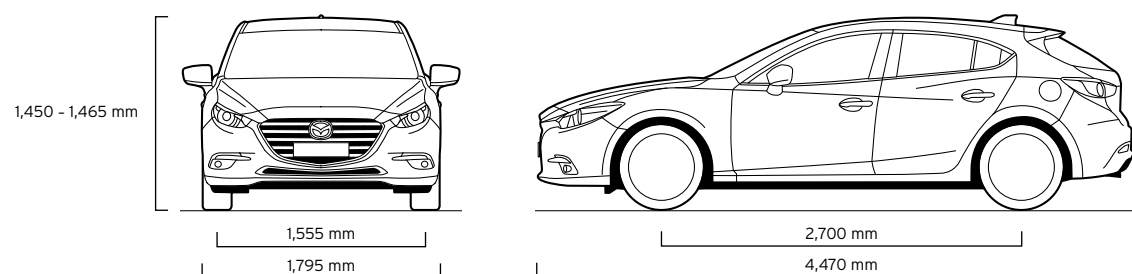
Weights and Capacities		Neo Sport	Maxx Sport	Touring	SP25	SP25 GT	SP25 Astina
Sedan	Cargo room volume VDA (litres)	408	408	408	408	408	408
	Kerb weight (kg):	Manual	1,258	1,276	1,276	1,294	1,294
	Auto	1,291	1,306	1,306	1,324	1,324	1,336
Towing capacity* (kg):	Braked	1,200	1,200	1,200	1,200	1,200	1,200
	Unbraked	600	600	600	600	600	600
Tow-ball download maximum (kg)		75	75	75	75	75	75

● = Standard, - = Not available.

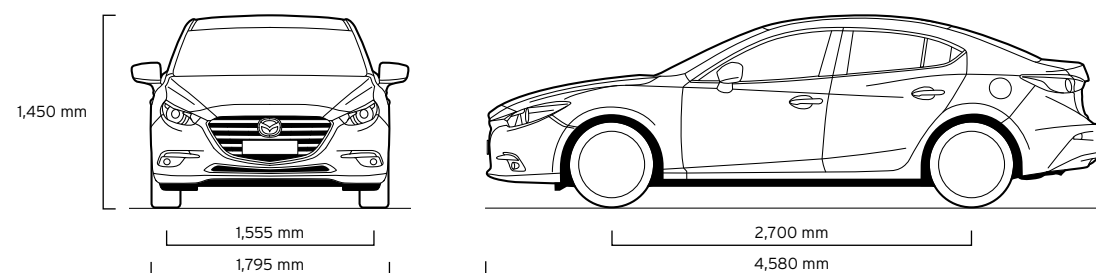
* Fuel consumption figures are based on ADR 81/02 test results. They are useful in comparing the fuel consumption of different vehicles. They may not be the fuel consumption achieved in practice. This will depend on traffic and road conditions and how the vehicle is driven.

SPECIFICATIONS

Dimensions		Neo Sport	Maxx Sport	Touring	SP25	SP25 GT	SP25 Astina
Hatch							
Ground clearance laden (mm)		155	155	155	155	155	155
Overall length (mm)		4,470	4,470	4,470	4,470	4,470	4,470
Overall width (mm)		1,795	1,795	1,795	1,795	1,795	1,795
Overall height (mm)		1,450	1,450	1,450	1,450	1,465	1,465
Track (mm):	Front	1,555	1,555	1,555	1,555	1,555	1,555
	Rear	1,560	1,560	1,560	1,560	1,560	1,560
Wheelbase (mm)		2,700	2,700	2,700	2,700	2,700	2,700



Dimensions		Neo Sport	Maxx Sport	Touring	SP25	SP25 GT	SP25 Astina
Sedan							
Ground clearance laden (mm)		155	155	155	155	155	155
Overall length (mm)		4,580	4,580	4,580	4,580	4,580	4,580
Overall width (mm)		1,795	1,795	1,795	1,795	1,795	1,795
Overall height (mm)		1,450	1,450	1,450	1,450	1,450	1,450
Track (mm):	Front	1,555	1,555	1,555	1,555	1,555	1,555
	Rear	1,560	1,560	1,560	1,560	1,560	1,560
Wheelbase (mm)		2,700	2,700	2,700	2,700	2,700	2,700



Exterior	Neo Sport	Maxx Sport	Touring	SP25	SP25 GT	SP25 Astina
Daytime running lamps (LED)	-	-	-	-	●	●
Door handles (body coloured)	●	●	●	●	●	●
Exhaust extension (chrome)	●*	●*	●*	●*	●*	●*
Front fog-lamps (LED)	-	●	●	●	●	●
Front and rear bumpers (body coloured)	●	●	●	●	●	●
Green-tinted windscreen, side and rear windows	●	●	●	●	●	●
Headlamps (Halogen)	●	●	●	●	-	-
Headlamps (LED)	-	-	-	-	●	●
Headlamps auto on/off function	-	●	●	●	●	●
Power mirrors (body coloured)	●	●	●	●	●	●
Power mirrors (electric folding)	●	●	-	-	-	-
Power mirrors (auto folding)	-	-	●	●	●	●
Power mirrors (heated)	-	-	-	-	●	●
Power sliding and tilt glass sun-roof	-	-	-	-	-	●
Power windows	●	●	●	●	●	●
Rear spoiler	●*	●*	●*	●	●	●
Tail-lamps (LED)	-	-	-	-	●	●
Window demister (rear)	●	●	●	●	●	●
Wipers (front) 2-speed with rain-sensing function	-	●	●	●	●	●
Wipers (front) 2-speed with variable intermittent function	●	-	-	-	-	-
Wiper (rear) with intermittent function	●*	●*	●*	●*	●*	●*

Seats	Neo Sport	Maxx Sport	Touring	SP25	SP25 GT	SP25 Astina
Seat trim:	Black cloth	●	-	●	-	-
	Black leather*	-	-	●	●	●
	Pure white leather*	-	-	○	○	○
Front seats with:	2-position memory function (driver)	-	-	-	-	●
	6-way power adjustment (driver)	-	-	-	●	-
	10-way power adjustment (driver)	-	-	-	-	●
	Adjustable head restraints	●	●	●	●	●
	Heating function	-	-	-	-	●
	Height adjustment (driver)	●	●	●	●	●
	Lumbar adjustment (driver)	-	-	●	-	●
	Rake and slide adjustment	●	●	●	●	●
Rear seats with:	Seat back pocket (passenger)	●	●	●	●	●
	60/40 split fold backrest	●	●	●	●	●
	Adjustable head restraints	●	●	●	●	●
	Centre fold down armrest	-	●	●	●	●

● = Standard, ●* = Standard (Hatch only), ○ = Option, - = Not available.

SPECIFICATIONS

Interior	Neo Sport	Maxx Sport	Touring	SP25	SP25 GT	SP25 Astina
Active Driving Display	-	-	-	-	●	●
Air-conditioning	●	-	-	-	-	-
Air-conditioning (dual-zone climate control)	-	●	●	●	●	●
Ambient temperature display	●	●	●	●	●	●
Centre armrest console with tray	●	●	●	●	●	●
Critical function warning lights/chimes	●	●	●	●	●	●
Cruise control	●	●	●	●	●	-
Cupholders	●	●	●	●	●	●
Door bottle holders (front and rear)	●	●	●	●	●	●
Electric Parking Brake	-	●	●	●	●	●
Glove box	●	●	●	●	●	●
Instrument panel light dimmer	●	●	●	●	●	●
Interior illumination:						
Cargo room lamp	●	●	●	●	●	●
Entry system with delayed fade	●	●	●	●	●	●
Map reading spot lamps	●	●	●	●	●	●
Interior release for fuel filler door	●	●	●	●	●	●
Leather-wrapped:						
Gear shift knob	-	●	●	●	●	●
Steering wheel	-	●	●	●	●	●
One touch (up and down) power window (driver)	●	●	●	●	●	●
Overhead sunglass storage box	-	-	●	-	●	●
Paddle shift gear control (auto only)	-	●	●	●	●	●
Mazda Radar Cruise Control (MRCC)	-	-	-	-	-	●
Rear-view mirror with auto dimming function	-	●	●	●	●	●
Tachometer and electronic odometer/ tripmeter	●	●	●	●	●	●
Tilt and telescopic adjustable steering wheel	●	●	●	●	●	●
Trip Computer	●	●	●	●	●	●
Vanity mirrors (front)	●	●	-	●	-	-
Vanity mirrors (front) with illumination	-	-	●	-	●	●

Infotainment	Neo Sport	Maxx Sport	Touring	SP25	SP25 GT	SP25 Astina
7-inch full colour touch screen display	●	●	●	●	●	●
AM/FM tuner	●	●	●	●	●	●
Auxiliary-audio input jack (3.5mm mini-stereo)	●	●	●	●	●	●
Bluetooth® hands-free phone and audio capability§	●	●	●	●	●	●
DAB+ digital radio	●	●	●	●	●	●
Internet radio integration (Stitcher™ and Aha™)	●	●	●	●	●	●
Multi-function commander control	●	●	●	●	●	●
Premium Bose® 231 watt amplifier and speakers	-	-	-	-	●	●
Radio Data System (RDS) program information	●	●	●	●	●	●
Satellite navigation	○	●	●	●	●	●
Speakers (6)	●	●	●	●	-	-
Speakers (9)	-	-	-	-	●	●
Steering wheel-mounted audio controls	●	●	●	●	●	●
USB-audio input port (iPod® compatible)	●	●	●	●	●	●

Safety and Security	Neo Sport	Maxx Sport	Touring	SP25	SP25 GT	SP25 Astina
Adaptive Front-Lighting System (AFS)	-	-	-	-	●	-
Adaptive LED Headlights (ALH)	-	-	-	-	-	●
Advanced keyless entry	-	-	●	●	●	●
Advanced keyless push-button engine start	●	●	●	●	●	●
Airbags SRS:						
Front (driver and passenger)	●	●	●	●	●	●
Side (front)	●	●	●	●	●	●
Curtain (front and rear)	●	●	●	●	●	●
Anti-lock Braking System (ABS)	●	●	●	●	●	●
Blind Spot Monitoring (BSM)	-	●	●	●	●	●
Childproof rear door locks	●	●	●	●	●	●
Driver Attention Alert (DAA)	-	-	-	-	●	●
Dynamic Stability Control (DSC)	●	●	●	●	●	●
Electronic Brake-force Distribution (EBD)	●	●	●	●	●	●
Emergency Brake Assist (EBA)	●	●	●	●	●	●
Emergency Stop Signal (ESS)	●	●	●	●	●	●
Engine immobiliser	●	●	●	●	●	●
Forward Obstruction Warning (FOW)	-	-	-	-	-	●
High mount stop lamp	●	●	●	●	●	●
Hill Launch Assist (HLA)	●	●	●	●	●	●
ISOFIX child restraint anchor points and top tethers	●	●	●	●	●	●
Lane Departure Warning (LDW)	-	-	-	-	-	●
Lane-keep Assist System (LAS)	-	-	-	-	-	●
Left-hand-side convex (wide angle) exterior mirror	●	●	●	●	●	●
Parking sensors (rear)	●	●	●	●	●	●
Rear Cross Traffic Alert (RCTA)	-	●	●	●	●	●
Remote central locking (2 transmitters)	●	●	●	●	●	●
Reverse camera	●	●	●	●	●	●
Seat-belt warning (front and rear)	●	●	●	●	●	●
Seat-belts (front) with pretensioners, load-limiters and height adjustable shoulder anchorages	●	●	●	●	●	●
Seat-belts 3-point lap-sash (all seats)	●	●	●	●	●	●
Side impact door beams	●	●	●	●	●	●
Smart Brake Support (SBS)	-	-	-	-	-	●
Smart City Brake Support - Forward (SCBS-F)	●	●	●	●	●	●
Smart City Brake Support - Reverse (SCBS-R)	-	●	●	●	●	●
Traction Control System (TCS)	●	●	●	●	●	●
Traffic Sign Recognition (TSR)	-	-	-	-	●	●
'Triple H' safety construction with front and rear crumple zones	●	●	●	●	●	●
Whiplash-minimising front seats	●	●	●	●	●	●

● = Standard, ○ = Option, - = Not available.

ENJOY MAZDA3 WITH CONFIDENCE



REST ASSURED – YOUR WARRANTY

The quality built into Mazda3 is backed up by a 3-year, unlimited kilometre factory warranty and 6-year panel protection warranty.

MAINTAIN THAT ZOOM-ZOOM

Your Mazda3 deserves the best in care. Servicing with Mazda Service Select gives your car the advantage of factory trained Service Technicians and advanced computer diagnostic systems. As well as maintaining your Mazda in A1 condition, you'll also be protecting your vehicle's outstanding resale value.

HELP IS AT HAND – MAZDA ROADSIDE ASSISTANCE

Flat batteries, running out of fuel, flat tyres – everyone faces hiccups from time to time. When the unexpected happens, Mazda Roadside Assistance is there to keep you moving. You'll be covered 24 hours a day, 365 days a year, all round Australia. Better still, your Mazda will only be worked on by Mazda-approved technicians. Choose a Standard policy offering everything needed to get going again, or Premium with extras like accommodation, a rental car and vehicle recovery. Either can be purchased across the entire Mazda range. (Terms and conditions apply)




MAZDA3 COLOUR AND TRIM


BODY COLOURS



Snowflake White Pearl Mica



Sonic Silver Metallic



Eternal Blue Mica



Soul Red Crystal Metallic[^] ■



Machine Grey Metallic[^] ■



Titanium Flash Mica




Deep Crystal Blue Mica ■



Jet Black Mica


INTERIOR TRIMS



Black cloth
(Neo Sport)



Black cloth
(Maxx Sport and SP25)



Black leather[#]
(Touring, SP25 GT and
SP25 Astina)



Pure white leather[#] ■
(Touring, SP25 GT and
SP25 Astina)

[^] At extra cost.

■ Pure white leather only available with Soul Red Crystal Metallic, Machine Grey Metallic and Deep Crystal Blue Mica exterior colours.

Leather interior includes some Maztex material on selected high impact surfaces.

All care is taken to ensure the accuracy of this brochure and availability of vehicles and features at the time of publication, however, to the extent permitted by law, Mazda Australia Pty Ltd will not be liable for any loss suffered or incurred by a purchaser or prospective purchaser if the content is inaccurate or not up to date, or if it withdraws any vehicles or features referred to in the brochure from the market. Specifications, features and model availability may vary from State to State and may change without notice. Please refer to mazda.com.au or consult your Mazda Dealer prior to placing an order to ascertain current information on model availability, specifications, options, features and prices. Mazda Australia Pty Ltd ABN 78 004 690 804. 211A Wellington Road, Mulgrave, Victoria 3170. iPod is a trademark of Apple Inc., registered in the U.S. and other countries. Due to the nature of the printing process, colours may vary from those shown in this brochure. Ask your Dealer to show you a product sample.

IMAGINATION DRIVES US



Facebook.com/
MazdaAus



YouTube.com/
ZoomZoom



Twitter.com/
MazdaAus



Instagram.com/
MazdaAus

Published July 2018. MAZ13716 126.000B

For further information visit mazda.com.au or Freecall 1800 034 411

*MAZDA
GENUINE
ACCESSORIES*

MAZDA3



ZOOM-ZOOM





KUROI SPORTS PACK

Add even more visual impact with this streamlined, aerodynamic sports kit matched to striking multi-spoke alloy wheels. (Items sold individually)

Door mirror caps

Front spoiler*

Rear lip spoiler

Rear under spoiler*

Side under spoiler

18-inch multi-spoke alloy wheels

*Available in Soul Red Crystal Metallic for Hatch models.

SP25 Astina in Machine Grey Metallic.

MAKE YOUR MAZDA EVEN MORE REWARDING

With advanced technology and outstanding performance, Mazda3 is a great drive. Mazda Genuine Accessories make the experience even better. They let you add individuality and protect your investment. They also give you superb design, quality, and safety, all with the confidence of a Mazda warranty. Mazda Genuine Accessories let you add even more Zoom-Zoom.

FEATURED HERE

- Bonnet protector (smoke)
- Front mud guards
- Front parking sensors
- Headlight protectors
- Roof racks
- Slimline weathershields
- 16-inch 7-spoke alloy wheels



SP25 Astina Hatch in Soul Red Crystal Metallic.



KAYAK HOLDER
The perfect solution for transporting kayaks or canoes.



BIKE RACK (WHEEL ON)
Bring your other wheels along without having to remove one.



BIKE RACK (WHEEL OFF)
Makes it easy to take your bike along for the ride.

Welcome lighting radiates soft blue illumination from both front foot wells, while select additions enhance the sense of occasion.

FEATURED HERE

- Alloy pedal covers
- Scuff plates
- SP25 floor mats
- Welcome illumination



FLOOR MATS - MAZDA3

Protect your carpet with these high-quality, tailor-made branded floor mats. Fastening system enhances safety. (Set of four)



FLOOR MATS - SP25

Branded floor mats featuring suede edging and metallic corners. Fastening system enhances safety. (Set of four)



REAR BUMPER STEP PLATE

Safeguard your rear bumper from marks and scratches while adding visual flair.



BOOT LIP PROTECTOR

Protect your rear bumper and boot lip from scratches and scuffs during loading and unloading.



MOBILE PHONE HOLDER

Safe, stylish and compatible with many popular phones, this gives drivers easy phone visibility and access. Allows portrait or landscape use.



SEAT COVERS (REAR)

Made from durable, waterproof neoprene material, these fitted covers keep your seats free from dirt and grime.



BONNET PROTECTOR (SMOKE)

Protect your car against damage from stones and other debris.



MUD GUARDS (REAR)

Keep bodywork free of mud and road grime. (Front guards also available)



SATELLITE NAVIGATION

Be directed to your destination with ease. Maps appear on the easy-to-read 7-inch display. (Neo Sport only)



SEAT COVERS (FRONT)

Protect your front seats with these comfortable yet ultra-tough neoprene covers.



16-INCH MULTI-SPOKE ALLOY WHEELS

Your Mazda3 will stand out even more with this arresting wheel design.



TOW BAR

1,200kg braked towing capacity with 75kg maximum tow ball download limit (subject to State or Territory regulations). Detachable tongue kit makes tow bar invisible once tow ball is removed. (Tow ball sold separately)



CARGO ORGANISER BOX

Prevent items from sliding around in the luggage area. Features moveable internal dividers, detachable lids and a securable base.



CARGO TRAY

A tailor-fitted non-slip tray that shields the luggage bay floor from dirt, scratches and liquids.



REAR WINDOW SHADES

Protect passengers and cargo from the sun. Set covers both rear passenger windows.



COLLAPSIBLE SUN SCREEN

Keep your vehicle cool and protect the interior from the sun's harmful rays.

ALSO AVAILABLE

- Audio retractable USB cable
- Chrome tow ball
- Chrome tow ball cover
- Mazda retractable audio cable (3.5mm male-to-male)
- Rear seat entertainment holder
- Retractable USB to Type C Cable
- Universal Carrier
- Wheel lock set

SEE THE FULL RANGE OF MAZDA GENUINE ACCESSORIES AT MAZDA.COM.AU

All care is taken to ensure the accuracy of this brochure and availability of items at the time of publication, however, to the extent permitted by law, Mazda Australia Pty Ltd will not be liable for any loss suffered or incurred by a purchaser or prospective purchaser if the content is inaccurate or not up to date, or if it withdraws any products in the brochure from the market. Sports and other equipment shown are for illustrative purposes only and do not come standard with the vehicle, or as Mazda Genuine Accessories. Specifications, features and availability may vary from State to State and may change without notice. Please refer to mazda.com.au or consult your Mazda Dealer prior to placing an order to ascertain current information on availability, specifications, features and prices. Mazda Australia Pty Ltd ABN 78 004 690 804, 211A Wellington Road, Mulgrave, Victoria 3170. All Mazda Genuine Accessories fitted at the point of sale of a new Mazda passenger vehicle are covered under the Mazda 3-year/unlimited kilometre warranty. Mazda Genuine Accessories fitted after the sale of a new Mazda vehicle are covered by the Mazda 2-year or 40,000 kilometre warranty (whichever should occur first). Consult your Mazda Dealer for further information. Published July 2018. MAZ13772 126.001B